


# Aladdin Supplies and Extra Parts

The many improvements made in the Aladdin from time to time, have necessitated new designs of certain parts that could not always be made interchangeable in all the different models. Therefore, to make it convenient for our customers to order supplies and extra parts, we show herein the parts that fit the different models of the

Aladdin. In ordering, it is well to always specify the model of your Aladdin, as well as the finish. The model number appears on the button of wick ratchet of No. 5, No. 6, No. 7, No. 8 and No. 9. Previous models can be determined by comparing the illustrations shown in this circular with the parts on your Aladdin.




(Mantle cut away to show mounting)  
Aladdin Cap Mantle—For use on models No. 1 and No. 2 Aladdin.

Price 40c

## Mantles

NOTE—Where customers are unable to procure mantles of our distributors or dealers, they will be supplied direct from our office, prepaid by mail or express at price quoted if quantity ordered is not less than 4. Remit by Bank Draft, P. O. or Express Money Order.

Owing to cost of handling, packing, etc., we cannot accept orders for less than \$1.60, the amount necessary to cover an order for 4 mantles. Mantles do not spoil with age.



Aladdin KoneKap Mantle—For use on Models No. 3, No. 4, No. 5, No. 6, No. 7, No. 8 and No. 9.

Price 40c

**IMPORTANT:** When ordering Mantles, be sure and state whether you want Cap or KoneKap Mantles. It will be easy for you to determine what kind of Mantles you require if you will refer to the illustration above. If you are then in doubt, note gallery used in your Aladdin—under illustration of same shown below you will find the style of mantles you should order.

## GALLERIES



Gallery for Cap Mantle—For use only on No. 2 Model Aladdin in connection with Cap Mantle. Satin and Nickel finish.



Gallery for KoneKap Mantle—Used on No. 3, No. 4, No. 5 and No. 6 Model Aladdin with KoneKap Mantle only. Satin and nickel finish.



No. 9 Gallery—Used on No. 9, No. 8 or No. 7 Model Aladdin with KoneKap Mantle. Satin and nickel finish.

In ordering specify Model Number and finish desired

Price each, any style, 70c



**TRIPOD** Tripod for holding 10" shade (No. 501 or old No. 301) for use on Model No. 9 Aladdins. Satin or Nickel finish.

Tripod for holding 10" shade (No. 501 or old No. 301) for use on Model 6 or earlier model Aladdins. Satin or nickel finish.

Tripod for holding 9" shade (No. 401) for use on Model 7 or 8. Satin finish.

Be sure and state Model No. of lamp and finish desired.

Price 20c

## GENERATORS

These Generators are not interchangeable but must be used on the Model Aladdin for which they were designed, except No. 4 Baffle Generator, which we recommend for use on Model 3 Aladdin, and No. 6 Baffle Generator which can be used on both Model 5 and 6. Be sure to note the difference in number of rows of holes in Generators. All Generators shown here are Baffle Generators.



No. 4

**Baffle Generator**

For model No. 4 Aladdin. Can be used on Model No. 3 Aladdin. Used in connection with the KoneKap Mantle.



No. 6—(Same as No. 5)

**Baffle Generator**

For Models No. 5 and 6 Aladdin. Used in connection with the KoneKap Mantle.



No. 9. Same as No. 7 and 8

**Baffle Generator**

For Model No. 9 Aladdin. Also used on No. 7 and No. 8 Used in connection with KoneKap Mantle.

Price each, any model, 15c

## Aladdin Bracket



Bracket 6" diameter opening used with No. 904, No. 905, No. 900 and 901. Can be used also for all No. 6 or earlier Models. Satin or nickel finish. Bracket 7 in. diameter opening for Models 7 or 8 in bracket or table lamps: satin finish only. (Give Model No. of your lamp and finish desired.)

PRICE 90c

## Wick Cleaner



For cleaning wick and wick tube flange—see directions. Can be used on all Aladdin Lamps.

Price 15c

## CHIMNEYS

The Standard Aladdin Chimney is 12½ inches long with 2-inch opening at the top, inside measurement. It is a high-grade chimney, scientifically shaped and proportioned especially for use on Aladdin lamps. To insure best results, use only chimneys branded "Aladdin."

Price each 40c

**SPECIAL NOTICE** We aim to establish headquarters for Aladdin Supplies with a reliable merchant at every point where Aladdin Lamps are used. It sometimes happens, however that a patron is unable to secure Mantles, Chimneys, Wicks or other parts, and in such instances we shall be pleased to fill orders direct from here at prices quoted in this circular. On account of the expense involved in packing, handling, etc., on small orders for supplies we have found it necessary to ask that orders be placed so that the total amount of the order will not be less than \$1.60. Order may consist of all mantles, all chimneys, all wicks, or a combination of any of these in such proportion as may be desired. Remittances to be made in advance by P. O. or Express Money Order or Bank Draft. If more convenient to send personal check, add 5c for exchange. On supply orders for \$1.60 or over, at prices shown in this circular, we will pay parcel postage—but if you wish shipment insured, send three cents additional. See suggested assortments on other side.

**The Mantle Lamp Company of America, Inc.**  
14-16 Washington Place  
Largest Kerosene (Coal Oil) Mantle Lamp House in the World  
New York

August 2, 1920

TEAR HERE  
If there is no Supply Dealer in your vicinity, you may use this blank, and mail your order to us, with remittance to cover.

The Mantle Lamp Company of America:

P. O.

State

Date

Enclosed find \_\_\_\_\_ in payment for supplies listed below. Ship by \_\_\_\_\_ to \_\_\_\_\_

Amount

Parcel Post or Express

Name of Station

How Many	Article	Amount	How Many	Article	Amount
	Aladdin KoneKap Mantles				
	Aladdin Chimneys				
	Aladdin Mounted Wicks (Be sure to give Model No.....)				
	Supply Assortment No.... (Be sure to give Model No.....)				
Total			Total		

Add 3c to your remittance if you wish to insure parcel post shipment against loss or breakage. All mail shipments sent at owner's risk unless insured.

Sign Your Name Here

**You cannot expect perfect results without a perfect generator. It is always well to have a new one constantly on hand.**



# Aladdin Supplies and Extra Parts (Continued)

## SHADES



**Table Lamp Shade No. 501**

A beautiful shade with satin white finish dome and crystal prismatic panels. Most artistically designed and scientifically constructed. Our own exclusive pattern, made especially for Model 9 Aladdin in styles 900, 901, 903, 904 and 905. Can also be used on Model 6 Aladdin in table and bracket lamp styles. Can also be used on Models 7 and 8 if you purchase a new tripod 10" in diameter. (See tripods.) 10 inches in diameter at bottom.


**Price \$2.50**



**Hanging Lamp Shade No. 516**

A beautiful satin white shade of our own exclusive design. Made especially for Aladdin Hanging Lamps, Model 9, in styles 914, 915, 916 and 917. (Will not fit model 6 lamps.)

**Price \$3.00**



**Hanging Lamp Shade No. 215**

Our own exclusive design. Made especially for and to use only on Model 5 and 6 Aladdin Hanging lamps, styles No. 115 and 116. White opal glass, 12 inches in diameter at bottom.

**Price \$3.00**



**Table Lamp Shade No. 401**

A beautiful satin white shade, artistically designed to conform with the lines of the bowl. Our own exclusive design, made especially for model 8 Aladdin, styles Nos. 800, 801, 804 and 805. Used also on Model 7, No. 701 and 705. Nine inches in diameter at bottom.

**Price \$2.50**



**Hanging Lamp Shade No. 416**

A beautiful, artistic satin white shade, designed especially for Aladdin Hanging Lamp, styles No. 816 and No. 817, and for use on No. 716 and No. 717 Hanging Lamp.

**Price \$3.75**

### Aladdin Extension Fixture No. 3



This new patented fixture, unlike any other on the market, is made entirely of pressed steel, therefore virtually indestructible. It is designed to fit snugly against the ceiling like a canopy, which gives it a neat and trim appearance. It can be extended approximately 3 feet and 6 inches. Its locking device is very unique, permitting the fixture to carry any load that can be safely put upon the chains and at the same time will lock at any desired point. It is positive in action and has no friction brake. Very smooth and quiet in operation. While designed especially for Aladdin Hanging Lamps can be used on any style hanging lamp. Satin or nickel finish. State finish desired.

**Price \$3.00**



**Ceiling Hook**

For Aladdin Hanging lamps No. 914 and 916. Can be used on any Aladdin Hanging lamp which requires a ceiling hook.

**Price 20c**

## Aladdin Mounted Wicks

(Be sure and state model desired)

Aladdin Mounted Wicks are charred and inserted in wick raiser ready for use in model for which they are intended.



No. 6 mounted wick can be used also on Models 3, 4, and 5.

**Price 40c each**



For Model No. 7 only

**Price 45c each**



For Model 9

Can also be used on Model 8

**Price 40c each**



**Wick Raiser**

For Model Nos. 8 or 9 Aladdins. Also for Model 7 Aladdin, which have Model 8 or 9 wicks installed.

**Price 25c each**



**Aladdin Burner Base No. 6**

Be sure to state whether Satin Brass or Nickel finish is desired.

**Price \$1.50**



### Bug Screens

Made to fit snugly over top of chimney. Will prevent bugs or large flies from falling into chimney and breaking mantle.

**Price 40c**

### Heat Bell

Made especially for Aladdin Hanging Lamps. Can be used on any Aladdin in Hanging lamp style.

**Price 15c**

### Aladdin Unmounted Wicks

Models No. 1 and 2 Aladdins cannot use mounted wicks; but an Aladdin tubular wick can be set in Wick Raiser.

**Price 35c**

## Aladdin Burner

**No. 9**



Complete as illustrated above, with Burner Base, Outer Wick Tube, Gallery, Double Swivel Wick Raiser, Mounted Wick, two generators, and one Wick Cleaner. Nickel finish only. Designed especially for Model No. 9 Aladdin. Cannot be used on Model 6 or earlier models.

**Price \$3.50**

## QUICK SERVICE ASSORTMENTS OF SUPPLIES

In order to give Aladdin lamp users the quickest possible service on their supply orders we have made up ready for immediate shipment, several assortments of supplies. It can be readily seen that by having these standard size packages prepared for immediate shipment, goods can move forward more promptly than otherwise. You can therefore secure quicker delivery by ordering in the assortments shown below. Small items such as generators or wick cleaners may be added to any assortment, simply add them on the order blank and include additional remittance to cover. Order the assortment wanted by its number in space provided on order blank on opposite side; for instance for 4 KoneKap mantles, you would specify Assortment No. 1, etc. Prices include postage. You are in no way obligated to order in assortments shown—you may make up your order as best suits your requirements, so long as it amounts to not less than \$1.60. We can, however, assure you quicker service where supplies are ordered in the assortments shown.

Order Assortments by Number below	Assortment	Price	Order Assortments by Number below	Assortment	Price
No. 1	4 KoneKap Mantles	\$1.60	No. 5	4 KoneKap Mantles 2 Chimneys 1 Mounted Wick	\$2.80
No. 2	6 KoneKap Mantles	\$2.40	No. 6	6 KoneKap Mantles 2 Chimneys 1 Mounted Wick	\$3.60
No. 3	2 KoneKap Mantles 2 Chimneys	\$1.60	No. 7	3 KoneKap Mantles 1 Chimney	\$1.60
No. 4	2 KoneKap Mantles 2 Chimneys 1 Mounted Wick	\$2.00	No. 8	3 KoneKap Mantles 1 Chimney 1 Mounted Wick	\$2.00

### To Aladdin Lamp Users

Naturally we are interested in having every Aladdin Lamp user secure a maximum of service from the Aladdin. We are therefore offering here a few suggestions which if followed will go a long way toward this end. If your Aladdin has not been in use for some time and oil has been allowed to stand in the bowl, the wick may have become hard and clogged so that it will not draw up the oil freely. A new wick will quickly and easily solve this kind of wick trouble. Examine the generator and see that it is free from carbon deposit. If black residue has deposited on the generator, scrape it off with a knife and blow off any little particles that may have gotten into the little holes. The carbon can be thoroughly removed by boiling the generator in a strong solution of lye or Gold Dust, such as is used around the kitchen for cleaning purposes.

**CAUTION!** If the generator is dented—that is if any of the little bridges of metal between the holes are jammed and dented—put in a new generator, as a damaged generator will not give good results. A slight dent in the generator interferes with the introduction of the air, and consequently will not produce a uniform flame. Be sure and see that there are no little particles of residue or dirt in the generator holes; they must be clean and open. If the old mantle is not in good order, use a new one.

Fresh oil—a clean Aladdin Chimney—perfect generator—a new wick with a proper surface will give you your old time soft, white light again.

We will gladly include with your order a direction booklet for your Aladdin if you will request it on your order and mention model of your lamp.